



procoat

Procoat Professional Roof Paint

A range of premium quality roof coatings formulated to provide maximum protection against New Zealand's unique weather conditions.

Procoat Roof is 100% New Zealand made, and specially formulated for use by professional roof applicators.



by aalto




Ebony ^{CS}




Flaxpod ^{CS}




Ironsand ^{CS}



Forest Green



Lignite ^{CS}



Farmer Brown



Slate



Windsor Grey ^{CS}




Karaka ^{CS}



Permanent Green ^{CS}



Sorrell ^{CS}



Scoria ^{CS}



New Denim Blue ^{CS}



Tudor Grey



Thunder Grey ^{CS}



Rivergum ^{CS}



Lichen ^{CS}



Pioneer Red ^{CS}



Standard Grey



Grey Friars ^{CS}



Sandstone Grey ^{CS}



Mist Green ^{CS}



Stone ^{CS}



Terracotta ^{CS}




Abbey Grey



Mid Grey



Gull Grey ^{CS}



Titania ^{CS}



Cloud ^{CS}



Desert Sand ^{CS}

Procoat Roof Guarantee

10 Year Guarantee

The Procoat Roof paint system offers a standard 10 year guarantee when applied by an approved applicator.

This system involves thoroughly preparing the surface by removing all dirt and contaminants, and treating the roof with Procoat Roof Clean moss, mould and lichen treatment. The roof is then sealed and/or primed (depending on the substrate and the condition of the roof), before the application of the chosen Procoat Roof topcoat.

Galvanised Iron

- Apply 1 coat of Procoat Roof Galvanised Iron Primer
- Apply 2 coats of Procoat Roof topcoat in selected finish and colour

Concrete Tiles

- Apply 1 coat of Procoat Roof Sealer or Basecoat
- Apply 2 coats of Procoat Roof topcoat in selected finish and colour

Decramastic Chip Tile

- Apply 1 coat of Procoat Roof Bituminous Primer or Basecoat, rechip as required
- Apply 2 coats of Procoat Roof topcoat in selected finish and colour

15 Year Guarantee

The Procoat Roof paint system can also offer an extended 15 year guarantee when applied by an approved applicator.

This guarantee involves the application of 1 further coat of the Procoat Roof paint system, along with a detailed maintenance and service program provided by your approved Procoat Roof applicator.

This system involves thoroughly preparing the surface by removing all dirt and contaminants, and treating the roof with Procoat Roof Clean moss, mould and lichen treatment. The roof is then sealed and/or primed (depending on the substrate and the condition of the roof), before the application of the chosen Procoat Roof topcoat.

Galvanised Iron

- Apply 1 coat of Procoat Roof Galvanised Iron Primer
- Apply 1 coat of Procoat Roof Basecoat
- Apply 2 coats of Procoat Roof topcoat in selected finish and colour

Concrete Tiles

- Apply 1 coat of Procoat Roof Sealer or Basecoat
- Apply 1 coat of Procoat Roof Basecoat
- Apply 2 coats of Procoat Roof topcoat in selected finish and colour

Decramastic Chip Tile

- Apply 1 coat of Procoat Roof Bituminous Primer or Basecoat, rechip as required
- Apply 1 coat of Procoat Roof Basecoat
- Apply 2 coats of Procoat Roof topcoat in selected finish and colour

The above application system is indicative only, always confirm with your approved Procoat Roof applicator.

Accurate reproduction of the colours featured on this chart can only be guaranteed using Procoat Roof products. Colours may vary due to different gloss levels, lighting, substrate texture and application.

Aalto Group are the paint experts of New Zealand.

by aalto

Proudly made in NZ by Aalto Group
7 Akatea Road, Glendene, Auckland 0602
p: 0800 761 333 w: aalto.co.nz

